




# REEDHAM READ IT

## Autumn 2022



**W**elcome to our school newspaper, where we showcase our hard work from each half term - enjoy the tour of our school experiences this autumn. What a busy close to 2022! We have celebrated and achieved a lot this term; with our usual learning and special days like, our Christmas KS1 Nativity, panto trip, netball tournament win of silver and lots of cross-country winners, Strumpshaw Fen trips and (odd indeed) Sports Day and Premier enrichment days. Have a cracking Christmas XXX




Otter class have had a great end to 2022 - we have been very very busy! Mrs Woodards and I are proud of all they have achieved together, so far and are looking forward to a busy spring and summer term outside, out on residential trips, in our garden, on stage and in the pool - Go OTTERS! Let's find out from the children what they have been up to this term.

### **(Most recent first!) Autumn Term 2**

Thank you to the PFA for so many extra special things they have supported us with, so far this year! We particularly enjoyed 'Elfridges' and the yummy cakes! We really value all that you do!

### **Christmas concert**

On Friday, the 9th of December, our music teacher (Mrs Smith) organised a Christmas concert. Some of our parents were there watching us perform and even a funny toddler (Eva's little brother). The performers who played in the concert were: Thomas, he played the



piano; Benjamin also played the piano; Cameron played the flute; Dinuyan played the piano as well; Betsy played the clarinet; Oli played the piano; Noa played the saxophone; Esmæ played the clarinet. Eva and Esmæ did a duet on the clarinet and flute, and then Eva played her flute. After all of the children had finished, it was Miss Spaul's turn to play the piano. Some of the songs that we played were: We Wish You a Merry Christmas, Spring Time, Curious Tortoise, Deck the Halls, Silent Night, which was the duet, Walking in the Air, Hot Cross Buns and Let it Go on the way out.  
**By Eva and Esmæ**

## Rudolf Run



This term, we did a 'Rudolf Run' for Nelson's Journey. We walked from the school to Reedham church, wearing Rudolf noses and antlers, that we had decorated ourselves. After we walked to the church, we watched our younger class perform their nativity play.

### Nelson's Journey

Nelson's Journey is a charity, their special work is about **bringing back smiles to bereaved children**. I really liked doing Nelson's Journey activities, especially the residential trip that you do at the end of Your Nelson's Journey Counselling (Therapy). If you are wondering what bereaved means, it is when you lose a close relation or friend through death. If



you have lost a loved one, I would recommend going to Nelson's Journey because at the end you feel better and supported. They even give you your own hoodie and teddy bear!

**By Erin Payne and Noa Kenyon**

## The Big Little Nativity - KS1 Performance By Bethany and Lacey



Heron class have been rehearsing a play, called the Big Little Nativity. Every year, we learn about the birth of baby Jesus and how the kings came and brought three gifts of gold, frankincense and myrrh. Angels sang of the good news and the shepherds saw the big bold bright star, that guided them to the birth of baby Jesus. We could see that Heron class had been working very, very hard to accomplish the show, that they had been rehearsing for weeks and weeks. They showed us how Mary and Joseph travelled to Bethlehem, on a donkey and knocked on many, many doors and how no-one had room for them to stay. When we went to church, to see the play, we thought it was very well thought out and they had put all their effort into the play, to give the people a good show. The show had lots of great songs and Heron class sang them so well! Thank you to Mrs Bethell for inviting us to watch the show!

### RE Days

In RE we have been learning about different religions. We have had some disagreements and agreements but we all said something and finally agreed to something. We learned about peace and how important it is. With Miss Kenneally we also did some activities. We could pick our groups and we picked our religion and

we had to make posters about them. All the religions that we did were: Islam, Buddhism, Christianity, Hinduism, Judaism and Sikhism. We all had different ones and everyone enjoyed it. We discussed ways that we can make peace in the school and all around the world. We also had to write ways we wanted to do over the week ways of kindness and ways of peace.



By Cameron and Tylah

### Visits, Visitors and Volunteers

Otter class has been very lucky this term. Mrs Bailey, who lives in the village, has volunteered to help us - giving up her time and coming into school every Monday, to listen to us read. She has helped us improve our reading skills. We are thankful to her and so are our teachers. We look forward to having you back in the new year - Happy Christmas, Mrs Bailey!

### Visitor - Peter - A WWII Evacuee

As we had been learning about WWII, a gentleman named Peter (Betsy's Nan's friend) visited us and told us about his evacuee experiences. In 1939, at the outbreak of WW2, he was only 6 years old when he was evacuated, from London to Suffolk, with his Mother and his four siblings. They travelled by train, he remembered the journey in a train carriage (that did not have a corridor.) At first, his family were separated and then his mother managed to rent a property, so they could all live together again. Peter made many friends in Blo'Norton, Suffolk and returned back, as soon as possible when he got his first teaching position. He later became a headteacher. He brought with him many black and white photos to show us of his family, when they were evacuated. He

answered all of our questions - we learned a lot and were able to compare his experiences of the war with what we had learned from reading 'The Tunnel' - we all enjoyed his visit.

To mark Remembrance Day, the whole school walked to the War Memorial in Reedham, for a small service to remember those lost in both wars. Otters class also walked to Reedham Church to plant bulbs and poppy seeds. We searched amongst the headstones for War graves, we found graves of soldiers and a sailor. Each group took a rubbing of a war grave, which was put up on display in school.


By Betsy Simonds

### PSHE

TEAM - Together we achieve more :)



By working together like this team right here. This term, Miss Martin has taught us PSHE in the afternoon. We acted out teamwork, like helping each other, respecting others' ideas and agreeing with others' perspectives.



It's okay to agree to disagree with other people's opinions but say it like "I like that idea but what about this."

By Cooper and Finley

### Assmeblies

This term, we have done a lot of assemblies. On Mondays, we do singing assemblies, Mrs Bethell leads them. Over the last few weeks, we have sung Christmas songs as it is coming to Christmas!

Every other Tuesday, we have Open The Book come in and share a story from the Bible. We listen and think about what is happening. At the end, we say Amen.

On Wednesdays, we do First Aid Training with Miss Waters. We learnt to help with asthma attacks, choking, burns, broken bones, banging your head.

On Thursdays, it is Miss Spauls assembly we learn about special events and our school values. This term we have been thinking about thankfulness and friendship.

On Fridays, the best of them all - superstar assembly. If you have received a certificate, you can sit on the bench and Mr Edwards will call you up and tell you the reason. Then, you get a round of applause. We sing the Well Done song!

### **P.E.**

We did Christmas dancing with canons and unisons, we also did dance exercises as a warm-up. We do fun games at the end of our PE sessions, if we are good. We play games like sharks and seaweed, capture the flag, four corners, dodge-ball, wink wink-murder and many more fun games. Our PE teacher is called Ms Hunter and she is very funny and kind to us all. Near the end of most of our PE lessons, we perform a dance in a group of 5-6 people, that we have been practising in that PE session.

We also have team captains for most mini games. In PE, we have four team colours, which we compete in on sports day. In PE, we have to wear a t-shirt of our team colour [the four team colours are green, blue, red and yellow.] If we get a super-star in assembly, we get to put a star sticker on our team board and whoever gets 100 stars on their board first, their team gets hot chocolate. At the end of a P.E. session, whoever Ms Hunter thinks has been the best, she gives them a superstar. If we get one, we get a piece of paper with the name of the superstar and we put it in a jar. At the end of the term Ms Hunter picks out a random name out of the jar - she picks out four names, whoever gets picked gets a medal. **By Joseph and Summer**

### **Enrichment Days with Premier Sport**

This term, we have had two enrichment days. They were both led by Premier Sports. On the first day, we played basketball on the playground. Our teachers for it were called Talia and Alex. After that, we went inside and learnt how to do fencing. In fencing, we learnt how to hold a sword and in which area we attack our opponent. We also learnt how to approach our partners. We wore fencing masks and chest protectors to keep us safe. Then, we got into partners and practised with each other and we really liked it.

On the second day, we choreographed our own dances in different groups.

They were Christmas themed and each group made their own fantastic dances and showed them to the rest of the class. It was very fun and we enjoyed it a lot. Our teacher was very nice. Overall, we loved the enrichment days.

**By Punya and Oli**

### **The National Coaching Programme**

Mrs Short has been coming into school to help children in all classes, she helped us to catch up on things we missed because of Covid-19. All the learning took place upstairs because there was more room and it was quieter. Mrs Short taught us what to do if we were doing SATS for year 6's and gave us useful advice. She gave us two pieces of paper, which included questions. The other books included lots of texts that we need to read to get most of the answers correct. The reading booklet included three stories. From Otter's class, there were two groups of children doing English SATS practice after school. The first group from 3:00-3:30 and the second from 3:30-4:00. All children who took part learnt how to find the answers in the text. Everyone enjoyed the sessions with Mrs Short. **George B and Max**

## English - The Tunnel

This term, we learnt a short story, off by heart, called THE TUNNEL; the author of the Tunnel is Pie Corbett. To help us learn it, we used different actions for each sentence and a story map with pictures on it to remind us what we had to say next. In the story the children at the school had to take shelter under their desks during an air-raid. So we could experience this and understand what it was like, we re-enacted this - not a real black-out, a pretend one, where the teachers put black paper on the windows and doors, turned off the whiteboard and lights. The sounds of an air-raid siren, bombers flying overhead, and the all-clear siren were played. When the air-raid siren went off we got under our desks.

After we had learnt to recite The Tunnel, we wrote our own version of it. Some of the parts of the story we changed were; the name of the child; the name of the reception parent; the title; the village, town, or city names and what the child did to go home.

**By George M and Riley.**


### The snowman

In English, we have been learning all about snow. Miss Kenneally (our trainee teacher) has been helping us learn about the story,



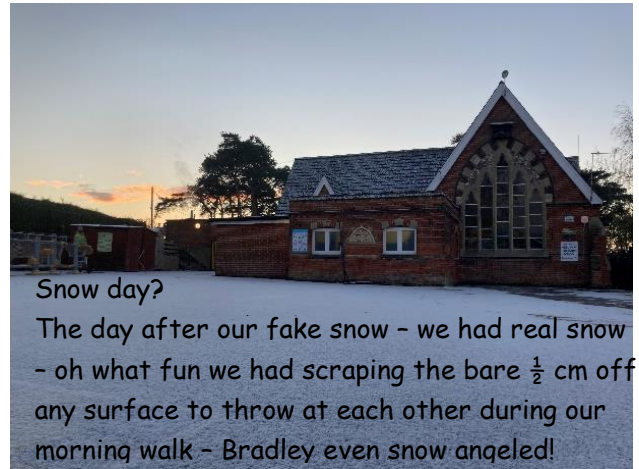
and we all had a feel, to see what it looked, smelled, sounded and felt

The Snowman. Our first day was an experience day, Miss Spaul and Miss Kenneally put out (fake) snow on the back tables



like - it wasn't cold as it was fake!

To help our imagination, we watched the animation to help us write all our own stories of the snowman.



Snow day?

The day after our fake snow - we had real snow - oh what fun we had scraping the bare  $\frac{1}{2}$  cm off any surface to throw at each other during our morning walk - Bradley even snow angled!

As a whole class, we made a story map about the events and used success criteria, which included, adjectives, positive comparatives, positive emotions and similes; for all the things we might need to include in our own stories. The key parts of the story we needed to include: James (the main character) sees that it is snowing, he builds a snowman, goes down stairs at midnight, sees that his snowman came to life, showed him around the house, flies through the air, goes to a weird place full of snowmen. We also listened to the song from the snowman "Walking in the air." During computing, we rehearsed and videoed our own presentation of *The Snowman*. When it was Esmae, Eva and Cameron's turn they played their musical instruments. Eva played Walking in the Air, on her flute.

### Maths

In maths, we did fractions. First, we found fractions equivalent to a unit fraction and for lots of people that was very easy. After that, we did non-unit fractions. Then we recognised equivalent fractions (we used a fraction wall to help us). We converted improper fractions to mixed numbers. We compared them, ordered fractions less than 1 and then greater than

1. We added and subtracted, with the same denominator and it was very easy. We added mixed numbers to fractions. After, we finished the maths sheet we go on maths whizz, weekly basics or TTRS (times table rock stars).

**Jimmy and Finlay**

### Christmas Decorations



On the first day of December, the naughty elves arrived, ate all the chocolates from our advent calendar and puked and pooped everywhere.

He's been spotted in various places in the classroom and then left us a rather unpleasant surprise gift of some suspect drinks... On the second of December the elf was on the pipe, in the cloakroom. On the 3rd of December, the elf's leg was in a hole, in the ceiling tile. On the 4th day of December, the elf was still in the same exact hole in the ceiling tile (who touched him?). On the 7th of December, the elf disappeared....

For our Christmas arts and crafts, we made clay star, stuck shiny card on cardboard. We painted a piece of shiny card and scratched off the dried paint to make stars. We used some oil pastels to make a starry night just like the top of the painting called Starry Night by Vincent Van Gogh. We sewed a star and put stuffing in it to make it fat. We drilled holes into a circle of wood, to make a star shape and sewed the shape with shiny wire, for decorations for the tree in our

school. When we break up, we get to take them home onto our Christmas tree.

**Thomas and Yuliia**

### Autumn Term 1

We were lucky to welcome lots of new faces to Otters this year. Mrs Woodards has joined us from Owls and Miss Kenneally has worked with us, as part of her teacher training.

Daniel interviewed Mrs Woodards

**What is your favourite lesson to help children with?**

Reading and spelling because once you can read, the world is your oyster!

**What is your favourite food to eat?**

As a treat, my favourite food would be Chinese.

**What is the worst food that you absolutely cannot stand?**

Meat

**What is your dream car?**

I'd be happy with a 4x4, that is big enough to put my three dogs in the boot.

**What was your first car?**

My first car was a brand-new Vauxhall Astra.

**What is your worst nightmare?**

My worst nightmare would be to go wild camping and have to have a wee in the woods!

**What is your dream holiday?**

Canada is my dream destination, so any holiday there, particularly around Banff and Vancouver.

**What is your favourite holiday?**

My favourite holiday was again Canada, when I went to the Rockies mountain range.

**Mrs Woodards asked me what my favourite thing is about school and I answered "A pencil holder" She then told me - "Answer - Quack, quack!"**

**Elsa also interviewed Mrs Woodards... notice a theme?**

**How many dogs do you have?**

I've got three cocker spaniels called Archie, Carter and Frank.

**What is your favourite colour?**

Blue but I do like green.

**What is your favourite animal?**

Cows any breed or colour.!

**What do you enjoy most about your job?**

Building relationships with children and helping them achieve more.

**What is your favourite book?**

I don't have a favourite book or author. I like books where I learn about history and different cultures.

**Do you like swimming?**

I swim like a brick and I don't like getting my face wet.

**Are you good with computers?**

The children know far more than I know.

**Do you believe in dragons?**

No, I don't believe in dragons.

**Where were you born?**

Plymouth, Devon where I lived until I was 8 years old.

**Do you like the snow?**

Yes, once I slid over and went down a hill on my bottom (accidently).

**Do you like reptiles?**

I have held a snake before but wont hold one ever again.

**Do you watch TV?**

No, I lived 5 years without a tv. I have a TV now but I don't turn it on much. I prefer to read.

**Do you want any more pets?**

I do, but I don't think I'll ever get a cow.

**Are you afraid of heights?**

Yes, I'm terrified.

### Routines

#### **Our morning walks**

Every morning we have to do our morning walk. When we do our walk, we call it golden mile, we do two laps around the playground for exercise and for fresh air to start the day.

When we come into school, every morning year 5 and 6, sit down and get out our spelling books. We always have the spellings on the board. Once we have written your spellings you green pen it to check your spellings to see whether you got them correct or not, every Monday our spellings change. We also have a new seat and partner, on Mondays.

#### **Yoga**

We always do yoga on a Tuesday and a Thursday. In yoga, we do relaxation like downward dog to stretch the back of your legs, we do the tree pose, to warm up and another one is the child pose to really stretch out your back.

#### **Bethany and Yuliia**

#### **Assemblies**

In Reedham Primary School, we have different assemblies each week.

**Miss Waters on a Wednesday - First aid**

In first aid, we learned how to help with broken bones and we learnt that you need to keep them still. We also learnt how to apply pressure to an open wound. We learnt about asthma attacks and that you sit them down and help them use their inhaler.

### **Mrs Bethell on a Monday - Singing**

In singing assemblies, we always start with warming up our voices. These are some of the songs we sing: Conkers and a song called Sven Days in a Week. We are learning about different types of music - each week is a different genre, including musicals, jazz, R & B, rock and many more to come..

### **Open the book**

A group of local people come in and act out a story from the Bible and sometimes children from the school join in. My favourite type of assembly is Open the Book because it's a story. This year the team celebrate their tenth year of sharing stories with local children. Congratulations and a big thank you from all our pupils - past and present!



### **Superstar assembly**


Every Friday, the whole school gets together for a superstar assembly. Each class teacher nominates a few children who have been super good - showing excellent learning behaviours that week. We get a star also get a reward for reading four times a week, if you get six progressions in maths whizz, you can get a super star reward for TTRS and a reward for getting the most dojos.

(Clearly my assemblies are not memorable! - Miss Spaul)

**Freyja and Cameron**

## English

This term, in English we have written a postcard from the Amazing Americas, written a learning promise for this year and read a book together, called The Demon Headmaster by Gillian Cross.



In geography, we had been learning about the Amazing Americas. So to put this into practice, we pretended to be in America and wrote a postcard to whoever we wanted. We included facts about our chosen place. We researched our choice of city in South or North America and found out what biome it is, what hemisphere it is in, what the weather was like, what foods that are local to the area, the time zones and other facts about that place.

We have also been learning about a book called the Demon Headmaster by Gillian Cross, that is set in a school, where a new girl called Dinah Glass is beginning to realise that there are abnormal things happening; we have been clue sniffing, finding evidence and writing about the characters personalities.

**Tylah and Punya**

## **Maths**

In Maths, we have learned to round numbers up to 1,000,000. We all learnt a saying that tells us how we round numbers, "0,1,2,3,4 round it down to the floor, 5,6,7,8,9 round it up the number line." A posh word for numbers, we have learnt, is integer and another is digits. We now know what ascending and descending mean.



Ascending means going up and descending means going down.

We have used number lines to help work out different maths problems. The intervals on a number line are the gaps between each line. Additionally, we have learned about place value up to millions and using place holders correctly NOT ADDING ZERO!!!!!! We have also used the Gattegno chart, also known in our class as the Nintendo chart.

In Maths, we have learnt about Roman numerals. We have learnt what each letter represents, up to 1,000. There are 7 different letters that stand for digits. These letters are: I is 1, V is 5, X is 10, L is 50, C is 100, D is 500 and M is 1000.

Joke Time.....

**What do you call a number that can't sit still?** A roamin' numeral.

**Why did two fours skip lunch?** They already eight.

**How do mathematicians plough fields?** They use a pro-tractor.

**What maths problem do German children have trouble answering?** Do you know what the square of 81 is? 9!\*

**What is a bird's favourite type of maths?** Owl-gebra

**Which snakes are good at maths?** Adders

\* nine is no in German.

Sorry for the awful jokes!

By Poppy & Riley

**Geography**



This term, we have been learning about the Amazing Americas, hemispheres, the equator, the tropics of Capricorn and Cancer and biomes.

The biome of Los Angeles is chaparral, temperate, coniferous forests, deserts and mountains and the time zone in Los Angeles is G.M.T -8.

We learned that the capital of America is Washington D.C and that the most popular drink in America is Kool-Aid.

Alaska is the largest state in America and the lowest recorded temperature in Alaska is -38 degrees celsius. Alaska is in the Northern hemisphere. Canada is also in the Northern hemisphere and their most famous mountains are The Rockies.

Did you know that North America is in the Northern hemisphere and South America Southern hemisphere. The closer to the Equator, the hotter it is. The further away the colder it is.

**Freddie and Finlay**

**Computing**

This term, in computing we have been doing homework on a platform, called Google Classroom. We can create how homework and submit it online. It also enables us to "talk" to our classmates and you can contact our class teacher, if you would like to say anything you would not say in person. Also, there are lots of key features such as sending messages to your classmates, checking if there is any new homework coming and finally, checking if there is any missing homework that you might have missed.

Additionally, we have learnt how to share our screens this term. Miss Spaul introduced us to an app on the interactive board that has a black screen.

and there is a code that we use to type up that is also on Miss Spaul's screen. When the timer hits zero, it shares your screen. Next, we learnt how to unshare your screen, when you are in the middle of sharing it.

Luckily, when all the year 6's, were at an Acle transition day, one of their lessons was computing. We learnt scratch, it is a programming game for children and the year 6's were playing around with it and trying to see what they could make. There are many ways to make a game, such as making a background, editing your character or even making your own version of Pacman.

**George B and Kaden**

## SCIENCE

This year, in science, we have been learning about evolution and inheritance. We have been learning things like: Survival of the fittest; its animals best adjusted to their environment are the most successful in surviving and reproduction.

We learnt about some Scientists, who thought and hypothesised about evolution, like Charles Darwin, Tusi, Agustine of Hippo, Zhang Zhou, Epicurus, Taoists, Anaximander of Miletrus, Pierre Louis Maupertuis and Alfred Wallace.



We also learnt about Adaptation. It's any heritable trait that helps an organism

such as a plant or animal, survive and reproduce in its environment. We learned that we are made up of unique, DNA, which stands for Deoxyribonucleic Acid. Every organism has it in their body, it is the building blocks of nature (Jurassic Park reference).

This lesson was a very interesting lesson, it was all about the theory of Evolution! We learnt how the theory of Evolution evolved. Inheritance is things that have been passed down from parents to offspring, like: eye colour, skin colour, tongue rolling, size, your type of ears. These are called characteristics, which Lacey said, sounded like carrots and biscuits!

Albinos are only white with pink eyes. They burn when it is really hot because their skin colour is suited for the cold. This only happens when the DNA has a coding error. We looked at some really interesting pictures of albinos!



Food chains are where a small animal eats the grass and the large animal eats that one and

then the giant animal eats the large animal. Offspring are children of adults

Did you know that you are always an offspring?

A fossil is the remains of a prehistoric plant or animal embedded in rock and rots away over time.

**Noa and Joseph**

## Art

In art we made a hope tree on Hello Yellow. We made it by hand, literally. We dipped our hand in paint (brown and green) then we put our hand on the blue paper (the sky). After that we drew round our hands-on green paper then cut it out and used it as grass.

## **Calming poster**

We created calming posters and showing strategies we can use to calm down. Everyone made it colourful to get people to notice it. To calm down you could colour in a picture, punch a pillow, draw, play with a fidget toy, do yoga, listen to

music, breathe , eat food, cuddle or play with your pet, if you have one or call a friend.

### **Self Portraits**

The first time we did art this term we did self-portraits (we haven't finished it yet - *some of you have!*)

I'm sorry for the bad jokes !(Thomas)

**By Thomas and Eva**

### **Pe/Sports Day/Netball**

The Netball tournament, which took place on Thursday 6th October, was our first cluster event. We won a Silver medal, by winning twice and losing twice! We lost against Acle and Freethorpe but we won against Cantley and Fairhaven. The people in the netball team were Cooper, Riley, Tylah, Betsey, Kaden, George B and Erin. In netball, during P.E lessons, we learned that you have to be quick or all your teammates will be blocked so you can't pass to anyone.

In P.E, we have been playing Netball, which was the first thing we did but now we have started to do Basketball. At the start and end of the lesson we do invasion games and minigames.

One of the mini games we have been playing is called Catch the Flag, this game is quite easy all you need to play this game is about 10-20 people in the game you need a even amount on each team then you make a jail and the flag zone of each side of the teams then both of the teams try to get each other's flags!

On Sports day, we had a great time! We did lots of races like sprint, obstacle and hurdles (I got stuck in a hula hoop in the obstacle race - Erin) and at the end we did a tug of war and the whole school ran a relay race.

**By Erin and Cooper**

### **Design Technology**

In the last few days of last term, we had Design Technology days - we were doing food technology. We worked in groups to design, make and evaluate our products. We searched lots of different food from America. We found out that Americans eat lots of yummy food, like: doughnuts, American pancakes, they even have cronuts (a mix of croissants and donuts. The class decided that we would make muffins. Each group made a different kind of muffin These included: apple and raisin muffins, apple and pumpkin muffins, carrot and apple muffins and apple and cinnamon muffins. We learnt how to use a knife safely and sensibly but some silly children cut themselves. Mrs Spaul got very stressed out about cooking and cutting their fingers.

**By Daniel**

### **Bikeability**

We learned how to stay safe, whilst riding our bikes on the road. In Bikeability 2022, the teachers were Mark and Sarah. It was 2 hours for each group per day. There were 3 groups and 4 days of cycling.

#### **Lesson 1**

In Lesson 1 we made sure all helmets were secure and made sure our bikes work. Also, we learned how to brake, stop, start, turn and did biking in formation around the playground. Also, we were given a level 2 Bikeability handbook.

#### **Lesson 2**

In Lesson 2 we did u turns and cycled around cars on New road, Reedham

We did 3 goes each to make sure we were able to do both things and stopping on the pavement. Did you know biking on the pavement is illegal?

#### **Lesson 3**

In lesson 3 we went to New road again and did junctions out of junction right. Into

junction left and some more u turns and more around cars.

#### Lesson 4

Lesson 4 was: left turn out then u-turn to right, turn in. We were at Barn Owl Close. The next Friday, the people who passed Bikeability got a badge and a certificate.

**By Max and Finley R**

#### Trips

##### **Acle Academy**

On the 16th of September, when the year 6s went to Acle Academy, they had a pirate day. They learned their French pirate names. I was great sea serpent and Jimmy's was jealous head! Some of us won sweets. We did coordinates with a biased teacher for Reedham primary. We rock. We did battleships. After that, we ate lunch. After lunch, we did a true or false quiz, about pirates and we unscrambled words. Finally, we finished with storyboards and diaries about our day. Most of us chose storyboards and some of us wrote diaries.



##### **Acle Academy creative day**

Our creative day was on the 30th September. First, we did textiles by putting stickers on fabric and painting on it, after that we took the stickers off and there would be shapes on the fabric. Next, we did drama by advertising stupid objects. Then, we did

After that, we did cooking and we made pizzas 🍕. We used pittas, ketchup or BBQ sauce, peppers, salami, ham and sweetcorn. They shouldn't use ketchup and BBQ sauce for pizzas. They should use tomato sauce for it. After, we ate lunch. Then, we decorated butterflies with posca pens.

Finally, we finished off with woodwork. We made bug houses, we drilled holes and decorated them.

##### **Strumpshaw fen**

On the 23rd September, we went to Strumpshaw Fen (we were supposed to go in summer term last year but sadly it was postponed as everyone had Covid). We went with the year 4s and we were in three groups. Pink, blue and green. Blue group did pond dipping first. Pink group did bird watching first and green did mini beast hunting 🕷️. We jumped on peat and a swan was very vicious. we had our lunch at base camp. The bus trip was 20/ 15 minutes. Joke - why did the bug leave the pond? It was dipping!



##### **Jimmy and George M**

**Welcoming a family from Ukraine** to our village and school. We had the pleasure of welcoming a family from Ukraine - some of the children interviewed the children to find out how they have settled in.

##### **Interview with Yuliia, Stephan and Misha.**

What time do you wake up?

**Stephan: 09:00**

What's your favourite lesson?

**Yuliia: maths**

**Misha: painting**

**Stephan: music**

What's your favourite food in Ukraine?

**All: pizza**

What's your favourite food in England?

**All: pizza**

What do you like to watch on TV?

**All: cartoons**

Do you have any pets?

**No**

Yuliia, what was your old school like? Do you enjoy school at Reedham Primary?

**Definitely**



# Owl Class



We have had a busy start to the year - as always!

## Maths

In Autumn term, with Miss Waters, we covered the following topics:

- Place value of 3-digit numbers in Year 3, and 4-digit numbers in Year 4
- Representing numbers using place value counters and on number lines
- Ordering and comparing
- Roman Numerals
- Rounding
- Addition and subtraction

With Mr Edwards, we covered the following topics:

- Shape, learning about different angles and technical vocabulary like perpendicular, vertical and horizontal.
- Statistics, learning about how to draw pictograms, bar charts and line graphs and answer questions about the information presented.

## Reading

At the end of each day, we have reading for pleasure where we read a class book. This term we have read How to Train Your Dragon and began to read Pugs of the Frozen North.

In our reading lessons with Mr Edwards on a Monday, we have focused on reading non-fiction texts.

In our reading lessons with Miss Waters, we have read and discussed several story extracts and the first few chapters of The Iron Man, with many children choosing to take a copy home to finish it! We have used speed, echo and paired reading to develop fluency and expression.

## English

This term in English lessons we have:

- Recapped KS1 grammar such as expanded noun phrases (*a towering giraffe/the sparkling ocean*) and verbs (*is/was/swimming/swam*)
- Written a poem called 'What I did in the Summer holidays' where we could apply our knowledge of expanded noun phrases and verbs
- Learnt about clauses; they have a **subject** and **predicate** (action)  
**Hiccup grabbed the sword.**
- Learnt about coordinating conjunctions (**FANBOYS** - *for, and, not, but, or, yet, so*) and used them to join clauses
- Learnt a set of instructions off by heart called 'How to Wash a Woolly Mammoth' and used it to write our own called 'How to Wash a Dragon'
- Learnt that adverbs give us more information about verbs, such as *where, when or how something happens (next, then, quickly)* and used fronted adverbials in our instructions (*Next,....Carefully,....*)
- Read and written our own version of The Magic Paintbrush by Julia Donaldson using:

Similes	a flower with petals shaped like stars a hare cavorting like a kite in the wind
Expanded noun phrases	sizzling shrimps fresh, steaming salmon an enormous gilded tree
Fronted adverbials	Until finally,.... Eventually,.... Within hours,....
Precise verbs	bellowed instead of said halted instead of stopped
Show not tell	Anger = ...he boomed, shaking his fist..... Determination = Her fingers clenched around the brush...
Prepositional phrases	across the lands over fields of rice over desert sands

What I did in the Summer holidays

I didn't swim with nine big, fat, hungry whales

I didn't climb a 50 meter purple house  
I didn't find a big black and organ volcano

But I did eat delicious, red strawberry jelly

I didn't ride a tall, camouflaged skateboard

I didn't dive into a steaming volcano that was about to erupt

I didn't run through a loom blood red cave

But I did go to Butlins Swimming pool



by Louise



What I did in the Summer holidays

I didn't jump out of a sparkling rainbow aeroplane

I didn't go to KFC and Mc donalds 100,000 times

I didn't feed a dangerous black cat in the middle of jungle.

But I did go to Ipswich and buy a campervan.


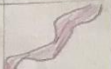
I didn't go to California and eat lots of KFC.

I didn't go to a farm and ride a big fat pig

I didn't win £100,000 and clean the money

But I did go to wells-on-the-sea which

was lovely. By Imogen cornish



## How to wash a dragon

Does your dragon need a wash because he enjoys breathing fire and getting smoke in his face? Dragon are extremely dangerous to wash as they can chomp your hand off. Don't worry, follow our step by step guide and your dragon will be dazzling clean in no time!

You will need:

- Foaming dragon bubble bath
- A giant delicious blood flavoured cupcake
- A gull set of sireproof and waterproof clothes
- A very delicate and soft towel
- A giant bathtub
- A large extendable mop
- A ginormous mop bucket
- Some sleeping tablets
- A soft scrubbing brush

What you need to do:

1. Firstly, put in the sleeping tablets inside of the cupcake.

2. Next, fill the bathtub  $\frac{3}{4}$  full and add a little bit of bubble bath.
3. Then put on the water and sireproof clothes.
4. Then, use the cupcake to lure the dragon into the bathtub.
5. Now, feed the dragon the cupcake and wait for it to fall asleep.
6. Carefully, use the scrubbing brush to scrub your dragon's head.
7. Then, use the mop to wash the limbs and tail.
8. After that, get the soft towel and carefully scrub the dragon's wings.
9. Then, get the scrubbing brush again and scrub his tummy.
10. Finally, when he wakes up, give him the towel and wait for him to dry.

What a marvellous job you've done!  
Now you have a clean and relaxed dragon ready for a good night's sleep!

By Dimmyon

## How to wash a Dragon

Does your dragon need a wash because it was getting covered in fish blood?

Dragons wings are nice big and they can shoot you into the sky. Don't worry just follow our step by step dragons guide and you will have a clean dragon.

You will need

- Pig blood bubble bath
- An extendable mop
- A mop bucket
- A hose that is extendable
- A duck leg
- A hummingbird hair dryer
- A sleeping tablet
- A set of water proof clothes

Steps to take


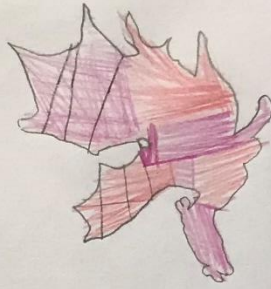
1. First put the sleeping tablet into the duck leg.
2. Next put on your water proof clothes on.
3. Then lure the scary or nice dragon into the garden with the duck leg.
4. After use the pig blood bubble bath and sew a bubble bath over them use the extendable mop and bucket and rub the mop on the dragons body.

5. Next. Sew the hose on the dragon to wash the bubbles.

6. Finally use the hummingbird hair dryer to dry the dragon.

What a brilliant job you've done! Now you have a clean and calm dragon ready for a good nights sleep.

By Rosie





## How to wash a dragon

Does your dragon need a wash because he's dirty from playing in the mud and flying from tree to tree? dragons are a little large and blood is obviously just hard to clean. don't worry, just follow this step by step guide and your dragon will be clean in no time.

- You will need:
- Foaming dragon bubble bath.
  - A full set of fireproof cloths.
  - A huge dragon bath.
  - A delicious dragon fruit.
  - A soft scrubbing brush.
  - A tremendously large towel.

1 Firstly, fill the bath to five sixths full and add a small amount of bubble bath.

2. Next, grab the fireproof cloths carefully, without being tempted, grab the dragon fruit to lure the dragon to the bath.

3. After, get the scrubbing brush and get the scrubbing the dragon's back when it's relaxed, scrub its stomach but be careful! dragons are ticklish!

What a brilliant job you've done! now grab the extremely large towel and put it on the dragon and wait when you can hear a clear you can hear a dragon and ready for a good night's sleep.

By Mason



## The Magic Paintbrush - By Charlie

"Go and retrieve a few clams, Shen fetch a handful of slimy seaweed. Fill the bowl for supper." Shen lay doodling with a piece of shell, doodling images in the sand. A Chinese rose swaying in the wind like a boat on sea. A dragon drifting through the air like a crow. A dove tree that looked like it was covered in white birds instead of leaves.

Under a tree, a wise man sat. Sat watching Shen. In his hand he held something mysterious and mythical. Something mysterious, mythical and phenomenal. A magic paintbrush. "Come here and sit with me," he called out to Shen. "I'm passing this magic paintbrush onto you, but promise to only paint for the poor and homeless and not for the rich and wealthy." Shen's eyes flickered with excitement as she hugged the man in thanks.

As soon as she was through the door, she began to paint a shiny pastel blue pot brimming with seafood. The pot became real, overflowing with finger-licking fish, scrumptious seaweed and succulent sushi.

Thrilled by her awesome gift, Shen skipped to the village to see how she could help. She skipped and skipped until finally she arrived at her destination. She painted a cow for a woman, spotty like a dalmatian. She painted a cat for a girl, black like the night sky. She painted a doughnut for a boy which was as big as an elephant.

Within minutes, news of Shen and her magic paintbrush spread far and wide, across icy rivers and over forests filled with cute and cuddly pandas. Until finally, the unbelievably powerful emperor stood at her door. "Paint me an enormous, gilded tree with an immense amount of shiny, golden coins on each branch!" he demanded.

Shen clenched the brush tightly. "Sorry your majesty, but I promised not to paint for the rich." The emperor's face turned ashen as his lips twisted into a venomous sneer. "Seize the girl with the magic paintbrush!" bellowed to his guards.

Shen painted rapidly, desperately, swiftly. A palomino pony with a mane so long that it touched the ground. Shen clambered onto her weighty horse and rode swiftly alongside deep ragged canyons, through colossal, rocky mountains and over desert sands. The emperor and his men galloped after her, swarming, thudding, hissing.

Shen galloped into the village. Jumping down, she began to paint a river. A river vast and deep. The emperor froze at the other side. "We'll sail our royal canoes across and get you," he thundered, stamping his foot so that it shook the ground. But Shen was busy painting. An unusual, flying beast with flames curling from its jaws and claws that looked like swords. "Once I've finished, my dragon will be ready for a meal!" threatened Shen. "Please don't!" urged the extremely worried emperor and his men, turning their horses and riding away.




Shen began to paint again. She painted with glittering flicks, captivating curls and shimmering splatters which filled the streets of China with joy. She painted mounds of dragon's beard candy, shiny candied fruits and piles of squishy almond jellies. The villagers gathered and danced the night away.

## Science

In Autumn 1, we learnt about light which involved lots of investigations! We investigated.....


- how reflective different materials are
- how mirrors work
- which materials are opaque, translucent and transparent
- how shadows change depending how the distance between the light source and object

We also learnt about UV rays and how they can damage the retina. We even invented products to protect against damage from the sun.



In Autumn 2, we learnt about electricity. We...

- identified electrical appliances and decided whether they use mains power, batteries or a combination of both
- made simple circuits with wires, batteries, bulbs, motors and buzzers
- predicted whether a bulb would light in a circuit, then tested it
- tested different materials, including different types of metal, to see if they are conductors or insulators of electricity
- made switches to control a circuit



## Computing

Our first unit was called 'Connecting Computers'. We began by developing our understanding of what digital devices are and identified input and output devices. We then compared the use of digital and non-digital devices to carry out a task by reproducing a picture of a tree using both an online paint programme and watercolours. Next, we learnt about computer networks including devices that make up a network, such as a server, wireless access points and switches. We had lots of fun pretending to be a network as you can see from the photo!



Our second computing unit was about animation. We had great fun making flip books and stop-frame motion animations using an app called **imotion** which you can download for free to use at home! To see the animations your child made in school, you can set up a parent account on Seesaw that is linked to theirs using this link

<https://app.seesaw.me/s/930-642-535> .



## PSHE

Our first unit was called 'Be Yourself' and we began it by thinking of things we are proud of. We also discussed emotions and ways to deal with uncomfortable feelings such as deep breathing and doing something you enjoy. We learnt what being **passive**, **aggressive** and **assertive** means when you have a different opinion to someone else and we looked at and discussed the importance of questioning what you see in the media. Finally, we discussed how to make things right after making a mistake.

Our second unit was called 'TEAM'. We began the unit by discussing change and what we can do to take care of our bodies and minds when going through a **change**. This includes things like sharing our feelings with others, asking questions we have and talking about things we miss. We then discussed what things people do to make a team work well such as listening carefully and taking turns. Next, we discussed how to tell how people are feeling by looking at their **facial expressions**, **body language** and by **what they say**.

## French


We began by focusing on phonics. We learnt how to pronounce the alphabet before moving onto digraphs and quadragraphs such as..

ou (pronounced oo)      oi (pronounced wah)      ch  
(pronounced sh)      ique (pronounced eek)

We then moved onto learning shapes and instruments.


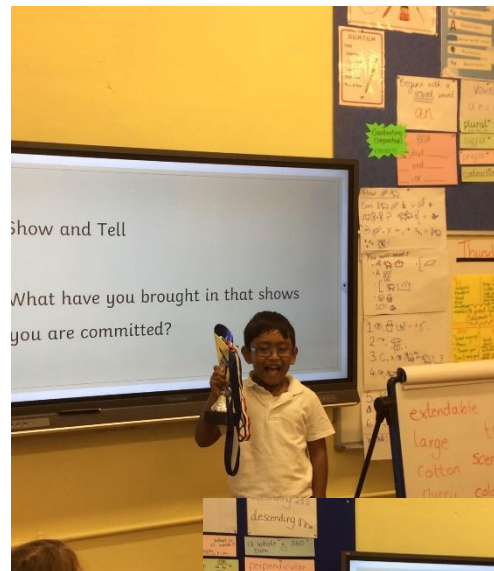

## Art

This term, our art unit was focused on charcoal. We had great fun experimenting with charcoal in our makeshift artist's studio in the hall!



## RE


Our first RE day's big question was 'How do people express commitment to a religion/worldview in different ways?' We began the day by inviting children to talk about what activities they show commitment to outside of school. They showed certificates and medals they had earned as a result of showing commitment. We then learnt how Christians show commitment to their religion through baptism, Sikhs through an Amrit ceremony and Jews through bat/bar mitzvahs. We then compared the 3 commitment ceremonies.



Our second RE day's big question was 'What is the Trinity?' We learnt that Christianity is **monotheistic** which means Christians believe in one God. They do, however, view God as having 3 parts - the Father, the Son and the Holy Spirit. We looked for evidence of the 3 parts in piece of art, read the parable of The Prodigal Son and learnt about the Christian belief in incarnation and salvation. We discussed how these might make a difference to the way a Christian thinks about their life and how they see the world. Finally, we designed a piece of art titled 'Holy Trinity' to illustrate our understanding of what the Trinity is.

## DT

We designed, made and evaluated night lights using simple circuits and switches.



## History with Mr Edwards

In History, we have covered the Anglo Saxons and Maya civilisation. We looked at artefacts to help deepen our understanding of these cultures and were also able to compare these times, looking at the similarities and differences that existed between them around 700 CE.

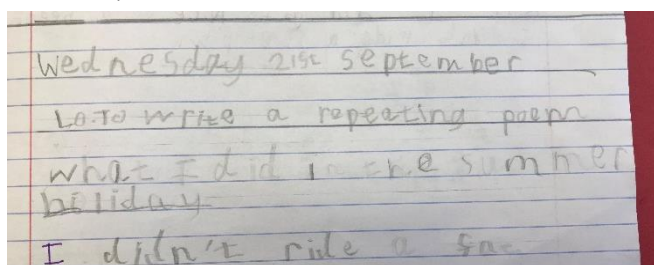
In work on the Anglos Saxons we learned why Britain was invaded and by whom, which kingdoms were established, how they led their lives and the gods that they worshipped. We also looked at how, over about one hundred years, the Anglo Saxons went from being Pagonists to believing in Christianity.

When covering the Maya civilisation, we looked at the modern day countries this civilisation covered, the hierarchy that existed in their culture and the roles people played. We looked at some of their kings and queens and how the city states they ruled would often fight each other.

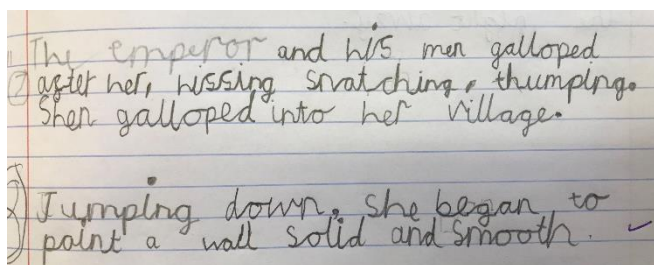
## Handwriting

We have been working really hard on our handwriting this term and you will be amazed at the progress some of us have made! Children can practise their handwriting on the Letter-join website/app at home. If you need another copy of the letter about Letter-join, please just ask!

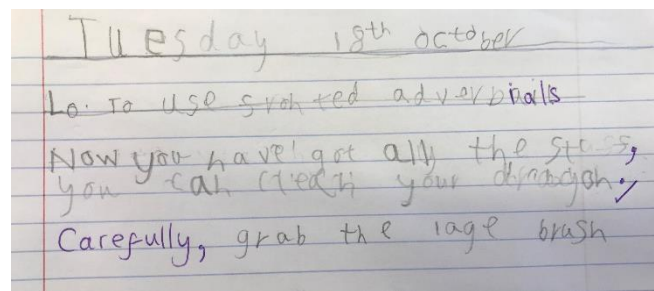
## Isla - September



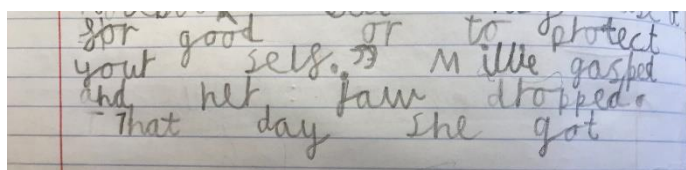
## Isla - November



## Mason - October



## Mason - December



Everyone in Owl class has worked incredibly hard this term and we are very proud of all their hard work!


We also want to say a big thank you to parents and carers who support their children at home with daily reading, learning their times tables and completing homework – it makes a big difference so thank you.!

We hope you have a wonderful Christmas and we'll see you in the new year for another action-packed term!

From Miss Waters,  
Miss Boxall and Mr Edwards



Owl Christmas Crafts





## Heron Class - it's all about our Big, Little Adventure!

Wow! What a term we have had! Alongside all the Maths, English, Science, Geography, History, ICT, PSHE, Art, PE and RE we have learnt this term, what has truly been the highlight has been our Christmas play, The Big Little Nativity.

We started rehearsing the songs when we returned after half term - it always seems strange to be singing Christmas songs when Halloween and fireworks have barely finished but we were so glad we did. The first week of rehearsals went well. The children were beginning to learn their lines and we were having fun working out what they would be doing on stage and what props were needed. We were all enjoying learning the catchy song too. Then disaster struck in the form of chicken pox and tonsillitis! Never have I had a class struck down with illness so badly. It was 2 weeks before the performance and more than half the cast were off ill. Pressure was building but we carried on regardless, with adults filling in for the missing children. On one hand I was keeping my fingers crossed that all the children would recover from their illnesses and we would carry on as planned. But I was also strategically working out how I could put parts together or how I could have 1 child playing multiple parts. The week before performance day, we started to see the return of some of our characters, even if they were a bit spotty! Rehearsals continued and, as usual, the children who were here amazed me with how well they were learning their lines, the songs and when to come on and off stage. But we still had a significant number of children off ill and I was beginning to worry we would have to postpone the show as there were still nowhere near enough children in school to cover the parts.

Performance week was soon upon us. After spending a very stressful weekend coming up with different plans, I was delighted to find only 5 performers were still off school ill- this we could work with! I was also delighted to find in our first rehearsal that nearly everyone knew their lines. So off we set to rehearse at the church (which is quite a long way with some little legs). When we reached the railway crossing, we phoned to cross but were told a train was approaching, so we readied ourselves to wave. We waited, and waited and waited... and nearly 20 minutes later we were greeted by the many toots of a diesel train (so I was told!) cleaning the rails. We finished our walk to the church and were greeted by Mrs Gilders and started our first church rehearsal. We were amazed by how our voices, which seemed so loud in the school hall and classroom, were lost in the big space of the church. So after a discussion, we decided our voices needed to be louder and slower so our audience would be able to hear us. We returned to school (having waited for another train to pass), excited for our next rehearsal - this time with the stage and costumes!

After an excited walk to the church, and a wait and toot from another train, we arrived for our first dress rehearsal. The children were great at getting their costumes on and it was amazing to see everyone looking their part. We were still a few key actors missing but didn't let that put us off. We found getting on and off stage to be one of the trickiest parts but with a bit of practice, the children soon got the hang of it and by the end of the rehearsal, only the littlest of legs were in need of assistance. The children were all excellent at changing out of their costumes and getting changed back into their school clothes and soon we set off back to school (of course, we had to wait for a train to pass first!).

Thursday was performance day. There was a nervous excitement in the classroom all morning and we had time for a last minute rehearsal of the songs. After lunch we got kitted up to head up to the

church with the rest of the school for our final dress rehearsal. We had decided to make this trip our Reindeer Run for Nelson's Journey so set off with our antlers and red noses holding some purple tinsel. The walk to the church this time was filled with song, laughter and lots of photograph opportunities so it took much longer than anticipated.

We finally made it to the church and had one last photo opportunity before speedily changing into costumes (thank you to all those Otter children who helped). Backstage, nerves were aplenty and there were even a few tears but, every supportive of each other, they rallied and encouraged and everyone made it to their starting places. This was their first full performance with microphones and an audience but, with a few hiccups, which were quickly ironed out. Thank you to our audience for being so understanding and encouraging with your audience participation, you all certainly helped build the confidence of the performers. We left the church just in time to get back to school for 3.20 but again, would you believe it, we were asked to wait for another train to pass before we crossed. 10 minutes we waited but it was worth it and the whole school waved as the train passed, giving us a chorus of toots! We sped back to school as fast as the little legs could go, but were still late back - apologies to all the grown-ups who had to wait in the cold.

By 5.40 that night, there was a real buzz in the air at the church. The children were more excited than nervous now and they couldn't wait to get on to stage and perform in front of their grown-ups. They waited patiently for Mr Cowen to deliver his short service and then it was show-time! The narrators did a fantastic job telling the story and involving the audience. The Angel Gabriel delivered her message majestically. Mary, Joseph and the donkey did a great job going on their long and important journey. Caesar was marvellously mean. The shepherds humbly brought their sheep to the Baby Jesus. The Wise Men magnificently journeyed to deliver their gold, frankincense and myrrh. The star shone so brightly and the amazing angels rushed in, perfectly timed and all the children sung their hearts out throughout. I was so proud of each and every one of them!

Thank you to everyone who came to watch the show - you have no idea how much your children appreciated seeing your faces in the audience. Thank you to the church volunteers for the amazing surprise of the bells being rung and for serving drinks and lovely cakes afterwards. An enormous thank you to all the staff who gave up their evening to help, some stepping in at the very last minute to solve problems - we really couldn't have done it without you. But my last thank you goes to the children. I never fail to be amazed and proud of what these young people do. Not only do they all learn and remember their lines, when they need to say then and where they need to be on stage with their props, they do it with smiles on their faces. Some of them battle huge nerves but still go on

stage. I am immensely proud of them every day but especially so on days like this.



*I enjoyed it lots. It was amazing!* – **Lucy**

*I really liked acting like a donkey. I really liked Mary in the play as well* – **Jackson**

*I was a bit scared and I was a bit excited. I loved acting like Joseph* – **Oliver B**

*I liked the play so much. I was excited and a little bit nervous. I liked when we were singing* – **Bonnie**

*Some of us were a bit scared but we kept going* – **Felix**

*I was a little worried but I didn't give up* – **Isaac**

*I liked acting as Narrator 2* – **Sonny**

*I was a little bit scared but I did it!* – **Charlie C**

*I was so nervous but I kept doing it. I was almost laughing when I saw my parents and Nanny* – **Charlie B**

*I loved it. I liked all of the singing* – **Indie**

*I really like being an angel* – **Ella B**

*I really liked singing the songs. "Knock knock" was my favourite* – **Thea**

*I liked being on the stage* – **Daisy**

*I liked the Mary and Joseph song* – **Charlotte**





# Squirrel Class

As part of our Christmas celebrations, the children decorated the tree, whilst listening to carols. It was lovely to see the children taking such care and showing so much pride in their beautifully decorated tree. It definitely got us into the Christmas spirit!



During the first half of autumn term, our theme in squirrel class was Autumn and Harvest. Together we read the story of 'The Little Red Hen'. We milled wheat, weighed ingredients, kneaded and shaped the dough into hedgehogs and baked. The children enjoyed tasting their bread at snack time and taking them home to share with their families.



Nursery is open from Monday to Thursday during term time. If your child is between 2 and 4 years of age, please pop along and look around. We welcome visitors, if you have a talent to share please speak to our staff to get involved.

If we have enough children needing care on Fridays we would be happy to open - speak to Ruth in Squirrel class or the office.



## Reflections and Looking Forward from the headteacher

What an action-packed term it has been. I am so proud of what has been achieved against the backdrop of another disjointed term's learning thanks to yet more fall out from Covid. Thinking we had finally put the huge effects of Covid to one side, we then got hit by those germs that have been waiting to strike ever since the isolation periods we had to go through. Chicken Pox, coughs and colds took their toll and it has left us with more gaps to plug in children's learning.

We have been working really hard to do just that and been adapting our curriculum to meet the needs of the children. The *Reedham Read It* shows how much effort goes into making your children's experiences at school enjoyable and memorable. However, that 'lost learning time' will not be replaced from just one term's worth of hard work. We need to keep striving to make improvements term on term, so that the children reach their potential and are in the right place for the next stage of their learning journey when they leave our school.

This is why, after Christmas, we really want to see a more sustained joined-up approach to home and school learning from all of our families. Too often this term, in Celebration Assemblies, it became apparent that only a small number of children read to an adult four or five days of the week. Despite incentives and rewards for those that could do it, the outcomes were still really poor and we really need to address this.

**Becoming a reader unlocks life-long learning.** It is the single most important thing we can help the children to achieve and the one area that parents can have a massive impact. However, if only four out of sixteen children in Owls and six out of thirty children in Otters class are reading every night to an adult, (with similar numbers in Herons) those that are not reading are massively falling behind.

Unfortunately, too many parents believe that once a child can start to sound out, blend and read with some independence, their job is done. Far from it. The next stage is even more important as that is when children need to develop their fluency, expand their vocabulary and will need support and guidance to unlock the meanings of new or unusual words. Then there is the ability to understand what you have just read. This is not just about reading the words on the page - some sense of what has been read must be demonstrated.

This is why, early in the New Year we are going to have a collective push to encourage more from everyone. From the school's perspective, the children will realise the importance we are placing on to reading with increased opportunities to bury their heads in a book in different ways, in order to develop a love of reading.

From the children's perspective, we are aiming to get them to put away the tablet/ phone/ Xbox/ switch and pick up a book. There has to be a commitment from them to want to improve. Finding five minutes a day to read can have powerful results.

Most importantly, from your perspective, as a parent, we need you to encourage that commitment and be there to support your child. To help with that, there will be a 'Reading Café' as soon as we return after Christmas to tool you up with ideas and ways in which you can guide your child. Let's make 2023 the year of a commitment to learning!

*Chris Edwards, Headteacher*

### Spring Term Dates 2023

Wednesday 4 <sup>th</sup> Jan	Children start back after Christmas holiday
<b>TBC</b>	<b>Maths Café - date and time to be confirmed</b>
Monday 9 <sup>th</sup> Jan	Miss McIntosh, trainee teacher, starting with Herons Class
<b>Thursday 12<sup>th</sup> Jan</b>	<b>Reading Café for all parents 3.00 - 4.00</b>
Friday 20 <sup>th</sup> Jan	Enrichment morning with Premier
Friday 27 <sup>th</sup> Jan	Owl Class Parents invited in to see Lego Education in action 2:00 - 3:00
Thursday 9 <sup>th</sup> Feb	Scheduled School Review with independent advisor
13 <sup>th</sup> - 17 <sup>th</sup> Feb	Spring Half Term
Mon 6 <sup>th</sup> March - Wed 8 <sup>th</sup> March	Y3/Y4/Y5 Residential trip to How Hill
Monday 13 <sup>th</sup> March	Cluster Tag Rugby for Y3/Y4 and Y5/Y6
Mon 20 <sup>th</sup> March - Wed 22 <sup>nd</sup> March	Y5/Y6 Residential Trip to Horstead
<b>Monday 27<sup>th</sup> March</b>	<b>Cluster Internet Safety Day</b> <ul style="list-style-type: none"> <li>• Children's workshops during the day</li> <li>• Staff Training after school</li> <li>• Parent support session in the evening</li> </ul>
Friday 31 <sup>st</sup> March	Last Day of Spring Term
Monday 3 <sup>rd</sup> April - Monday 17 <sup>th</sup> April	Easter Holidays

### Spring Term Dates 2023

Tuesday 18 <sup>th</sup> April	Children start back after Easter holiday
Monday 1 <sup>st</sup> May	Bank Holiday
May 2023	Y2 SATs Period
Monday 8 <sup>th</sup> May	Bank Holiday (King's Coronation Celebration Day)
Tuesday 9 <sup>th</sup> May - Friday 12 <sup>th</sup> May	Y6 SATs Week - English Grammar, Punctuation & Spelling, Reading, Maths Arithmetic and Maths Reasoning papers
Monday 29 <sup>th</sup> May - Friday 2 <sup>nd</sup> June	Summer Term Half Term
June 2023	Y4 Multiplication Checks
Monday 12 <sup>th</sup> June - Friday 16 <sup>th</sup> June	Y1 Phonics Screening Week (Plus Y2 Phonics retakes)
Thursday 22 <sup>nd</sup> June	UEA Cluster Athletics - TBC